


Name \_\_\_\_\_



## Writing Assignment #2

Guess what? You're moving to the moon! You may only take three things with you. What will you choose?

Write a paragraph about the three items you would choose. Think about why you chose them. Are they special? Will they help make life a little easier on the moon?

Make sure to include in your paragraph...

- A topic sentence
- At least 3 supporting details
- A closing sentence

Tips to help you along the way...

Step 1

Use the planning sheet to organize your ideas for your paragraph.

Step 2

Write your rough draft on the lined paper provided

Step 3

Use the "Revising and Editing Checklist" to make your writing the best it can be. An adult should help you with this part. You need to put their name where it says "Peer Editor."

Step 4

Write your final copy and illustrate it on the last piece of paper in this packet.

Step 5

Hand in the entire packet on or before \_\_\_\_\_

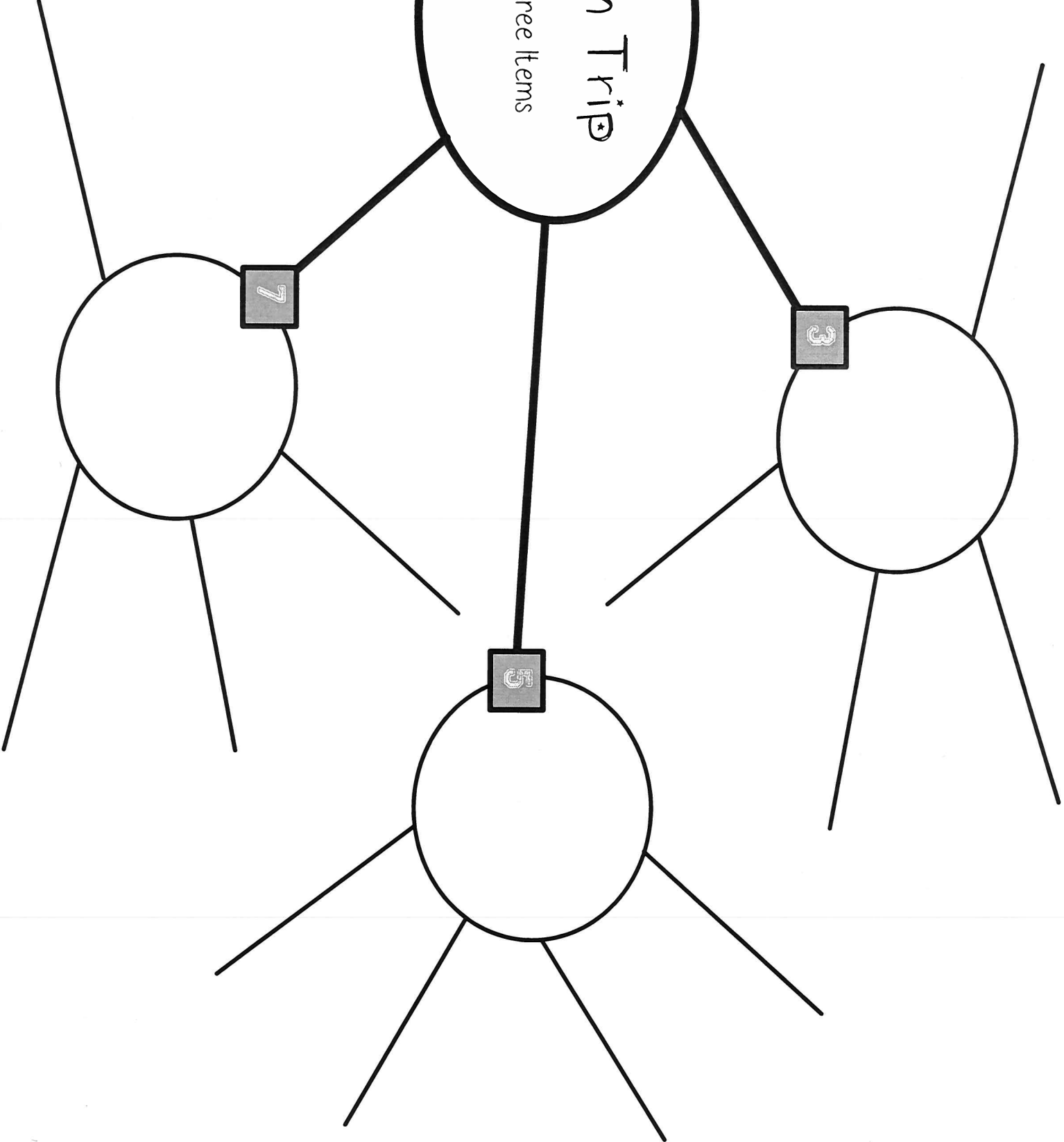
A sample is located at <http://thirdgradestonebank.weebly.com/writing-assignments.html>.

Moon Trip  
my Three Items

1

2

3



# Paragraph Writing

Hook Sentence (Use this to catch your readers' attention): \_\_\_\_\_

1

Topic Sentence (Tell your readers what they will read about): \_\_\_\_\_

2

3  
Detail

5  
Detail

7  
Detail


4  
Explanation of Detail


6  
Explanation of Detail

8  
Explanation of Detail


Conclusion Sentence (Tie up your piece! No loose endings): \_\_\_\_\_

9





# Revising and Editing Checklist

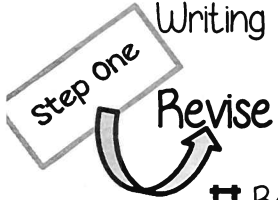


Title: \_\_\_\_\_

Author: \_\_\_\_\_ Date: \_\_\_\_\_

Peer Editor: \_\_\_\_\_

Writing Genre (Circle One)      Non-Fiction      Report      Poem



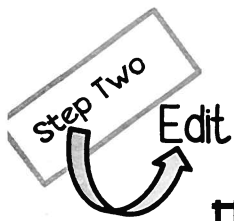
Read your writing outloud to your editor.

- Does it make sense?    Yes    No
  - If not, fix it up to make sense.

Ask your editor how you can make your piece better. (Choose one area for improvements by circling it.)

beginning	description	problem
ending	information	solution
details	characters	setting

Make your changes on your rough draft. (Use a different color or cut and tape new sentences in if you have to.)



Read your writing outloud to your editor AGAIN.

Ask your editor to check and correct for...

- Capital letters
- Spelling
- Punctuation marks



Turn Over



Step Three

## Ask the Editor

1. What is the piece about?

---

---

---


2. What do you like best about it?

---

---

---

**Now your writing is the best you can make it! Use your rough draft and copy your piece onto the final copy paper, using your VERY BEST handwriting.**



---

---

---

---

---

---


---

---


---

---





# Writing Assignment #2 Rubric



Writer \_\_\_\_\_ Date \_\_\_\_\_

Genre (circle one):  
 Descriptive Essay      Personal Narrative      Summary of Fiction      Summary of Nonfiction  
 Social Studies Report      News Story      Persuasive Essay      Nonfiction Book Review  
 Work on Writing      Other: \_\_\_\_\_

Six Trait Focus		1 points	2 points	3 points	Above and beyond
<b>Ideas</b>	<ul style="list-style-type: none"> <li>Little focus on described subject</li> <li>Lacks details</li> </ul>	<ul style="list-style-type: none"> <li>Some descriptive details</li> <li>Some focus on main idea</li> </ul>	<ul style="list-style-type: none"> <li>Good description</li> <li>Adequate details focused on main idea</li> </ul>	<ul style="list-style-type: none"> <li>Excellent description</li> <li>Clear main idea and strong details</li> </ul>	
<b>Organization</b>	<ul style="list-style-type: none"> <li>No organization to details</li> <li>Lack of beginning or ending</li> </ul>	<ul style="list-style-type: none"> <li>Details not well connected</li> <li>Weak beginning or ending</li> </ul>	<ul style="list-style-type: none"> <li>Details mostly arranged in order</li> <li>Good beginning and ending</li> </ul>	<ul style="list-style-type: none"> <li>Details arranged in a clear order</li> <li>Strong beginning and ending</li> </ul>	
<b>Voice</b>	<ul style="list-style-type: none"> <li>No writer involvement</li> <li>Point of view missing</li> </ul>	<ul style="list-style-type: none"> <li>Writer lacking involvement</li> <li>Few feelings shown</li> </ul>	<ul style="list-style-type: none"> <li>Writer involved</li> <li>Some connection between writer and subject</li> </ul>	<ul style="list-style-type: none"> <li>Strong personality</li> <li>Clear connection between writer and subject</li> </ul>	
<b>Word choice</b>	<ul style="list-style-type: none"> <li>Limited, vague language</li> <li>Repetitive</li> </ul>	<ul style="list-style-type: none"> <li>Uninteresting language</li> <li>Little appeal to senses</li> </ul>	<ul style="list-style-type: none"> <li>Accurate, engaging language that</li> <li>Appeals to one or two senses</li> </ul>	<ul style="list-style-type: none"> <li>Specific, vivid language</li> <li>Appeals to several senses</li> </ul>	
<b>Sentence Fluency</b>	<ul style="list-style-type: none"> <li>Many errors</li> <li>Awkward and hard to read</li> </ul>	<ul style="list-style-type: none"> <li>Simple structures</li> <li>Little variety</li> </ul>	<ul style="list-style-type: none"> <li>Some varied beginnings</li> <li>Well-constructed</li> </ul>	<ul style="list-style-type: none"> <li>Superior structure</li> <li>Excellent flow</li> </ul>	
<b>Conventions</b>	<ul style="list-style-type: none"> <li>Many errors that prevent understanding</li> </ul>	<ul style="list-style-type: none"> <li>Weak control</li> <li>Errors affect understanding</li> </ul>	<ul style="list-style-type: none"> <li>No serious errors that affect understanding</li> </ul>	<ul style="list-style-type: none"> <li>Excellent control</li> <li>Few or no errors</li> </ul>	

Packet Complete & Turned in on time (5 point) \_\_\_\_\_ Neatness (0-3 points) \_\_\_\_\_ Effort & Requirements Met (0-3 points) \_\_\_\_\_

Overall Grade (out of 35 points) \_\_\_\_\_

Comments: